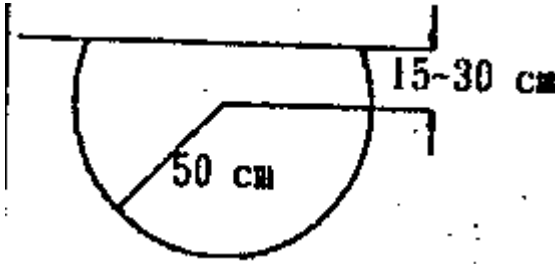
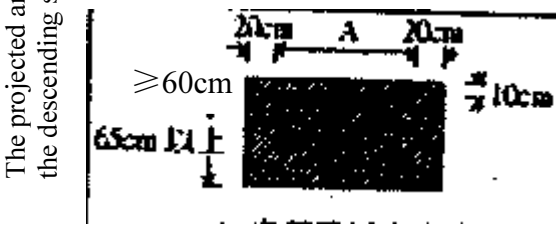
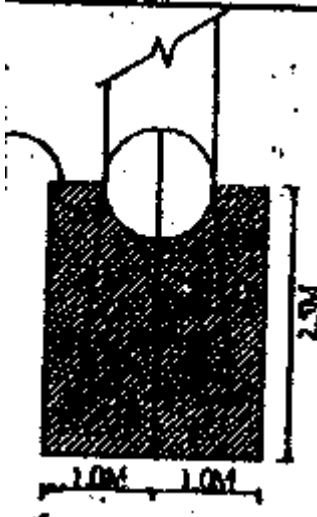
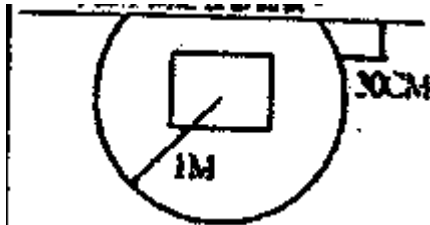
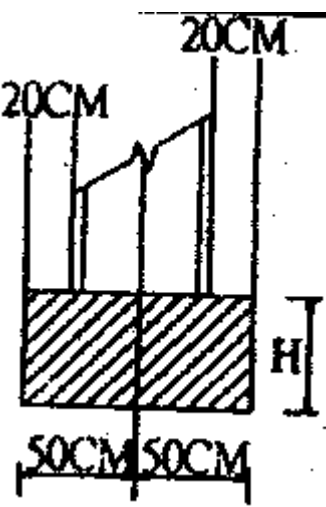


Article 165. Necessary open ground under the descending space as shown in the table below shall be reserved for the refuge appliances:

Type	Descending open ground
Automatic descending life line	<p>The projected area of the descending space.</p> 
Refuge ladder,	<p>The projected area of the descending space</p>  <p>A stands for the width of the refuge ladder.</p>
Refuge cord and sliding rod	<p>Open ground where there is no obstacle encumbering refuge.</p>
Salvage bag (oblique descending type)	<p>The area surrounded from 2.5m from the lowest end of the bag and not less than 1m from the centerline.</p>  <p>Open ground for descending</p>
Salvage bag (straight descending type)	<p>The projected area of the descending space</p> 

Sliding platform,	<p>The area surrounded from 1.5m away from the front end of the platform and 0.5m away from the centerline.</p>  <p>The diagram shows a cross-section of a sliding platform. It features a central rectangular area with diagonal hatching, labeled 'H' for height. This central area is flanked by two vertical sections, each labeled '20CM' at the top. The base of the platform is divided into two sections, each labeled '50CM'. A line with an arrow points to the top edge of the central hatched area.</p>
Refuge bridge	Open ground where there is no obstacle encumbering refuge.